


# Year 2 Handwriting: The First Join

Start at the red dot.  
Follow the arrows to  
join the **a** to the **r**.




Trace the join, then copy it. Start at the red dot each time.  
Each join is made in the same way as the one above.

ar ar

up up

en en

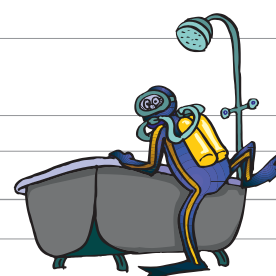
iv iv



Now try joining from these tall letters.

hi hi


lm lm



Practise the join by tracing these words, then copying them out underneath. Remember that all the joins are made the same way each time you do them.

lip

aim



hum

cup


him

tin

kip

any

air




dip

dump



tiny imp

lump



mummy



How did you get on with this join?  
Colour in a face to show how well you did.

